

# STACK SERIES



STORAGE SOLVED

### contact details

☎ 330-57RUBIX (330-577-8249)  
✉ support@rubixbattery.com  
🌐 www.rubixbattery.com

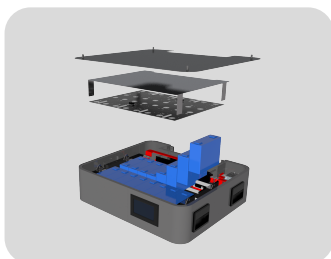
## SPEC SHEET

(Version 2.1)

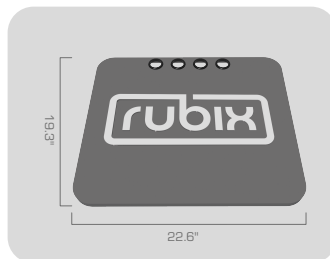
Model	RS51100(48V100Ah)	RS25200(24V200Ah)
Energy Rating	51.2V 100AHh (5.12kwh)	25.6V 200AHh (5.12kwh)
Energy Scalability	32 x Parallel (163.84kwh)	32 x Parallel (163.84kwh)
<b>Charging/Discharging</b>		
Max Continuous Discharge power	90A (4.6kw)	180A (4.6kw)
Recommended Discharge power	75A (3.84kw)	150A (3.84kw)
Peak Discharge Power (3sec)	200A (10.2kw)	400A (20.4kw)
Max Continuous Charging Power	70A (3.58kw)	140A (3.58kw)
Peak Charging Power (30min)	80A (4kw)	160A (4kw)
Recommended Absorb Volts	56.8V	28.4V
Max Absorb Volts (Solar Only)	57.6V	28.8V
Absorb Done Amps (Per Battery)	5A	5A
Absorb Done Time	10min	10min
Float Voltage	54.4V	27.2V
Temp Comp-MV Degrees Celsius	0	0
Max Recommended Discharge	51V (20%)	25.5V (20%)
Inverter Low Battery Cutout	48V	24V
Low Volts Cutout Wakeup	44V	22V
High Volts Cutout Wakeup	55V	27.5V
<b>Installation Requirements</b>		
Ventilation Required	NO	NO
Minimum Environment Temp	32° F	32° F
Maximum Environment Temp	120° F	120° F
IP Rating	IP50	IP50
Outdoor Rated	NO	NO
Installation Position	Horizontal with base unit only	
Maximum Batteries Per Stack	6	6
<b>Terminal Specs</b>		
M8 Stainless Steel	Bolt-on	Bolt-on
Max Terminal Torque	20ft-LBS	20ft-LBS
<b>Cycle Life Rating</b>		
Rated Cycle Life (100% DOD)	3000 cycles	3000 cycles
Rated Cycle Life (80% DOD)	4500 cycles	4500 cycles
Rated Cycle Life (50% DOD)	7000 cycles	7000 cycles
Retained Capacity at end of Cycle Life	80%	80%



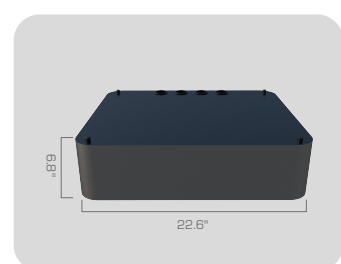
Safety Features		
Breaker Current Rating	150A	250A
BMS Low Voltage Disconnect	41+/-1V	20.5+/-1V
BMS High Voltage Disconnect	59+/-1V	29.5+/-1V
BMS Low Temp Charging Disconnect	32° F	32° F
BMS Low Temp Discharging Disconnect	-0° F	-0° F
BMS High Temp Disconnect	135° F	135° F
Pressure Vented Cells	Yes	Yes
Rapid Shut Down Function (RPSD)	Yes	Yes
Certifications		
Battery Certifications	UL 9540A	—
Transport	UN 38.3	UN 38.3
Internal Components		
Cell Chemistry	LiFePO4	LiFePO4
Cell Format	Prismatic	Prismatic
Balancing Type	Impactive	Impactive
Max Balancing Current	1.1A	1.1A
Cell Connection	Welded Bus Bar	Welded Bus Bar
Touchscreen LCD Features		
State — of — Charge	Yes	Yes
Pack Voltage	Yes	Yes
Charging/Discharging Current	Yes	Yes
Individual Cell Voltage	Yes	Yes
Fault Logging	Yes	Yes
Inverter Com. Selection	Yes	Yes
Physical Dimensions		
Battery	22.6"x19.3"x6.2"	22.6"x19.3"x6.2"
Base	22.6"x19.3"x6.8"	22.6"x19.3"x6.8"
Lid	22.6"x19.3"x0.8"	22.6"x19.3"x0.8"
Weight		
Battery	108lb	108lb
Base	42lb	42lb
Lid	20.9lb	20.9lb



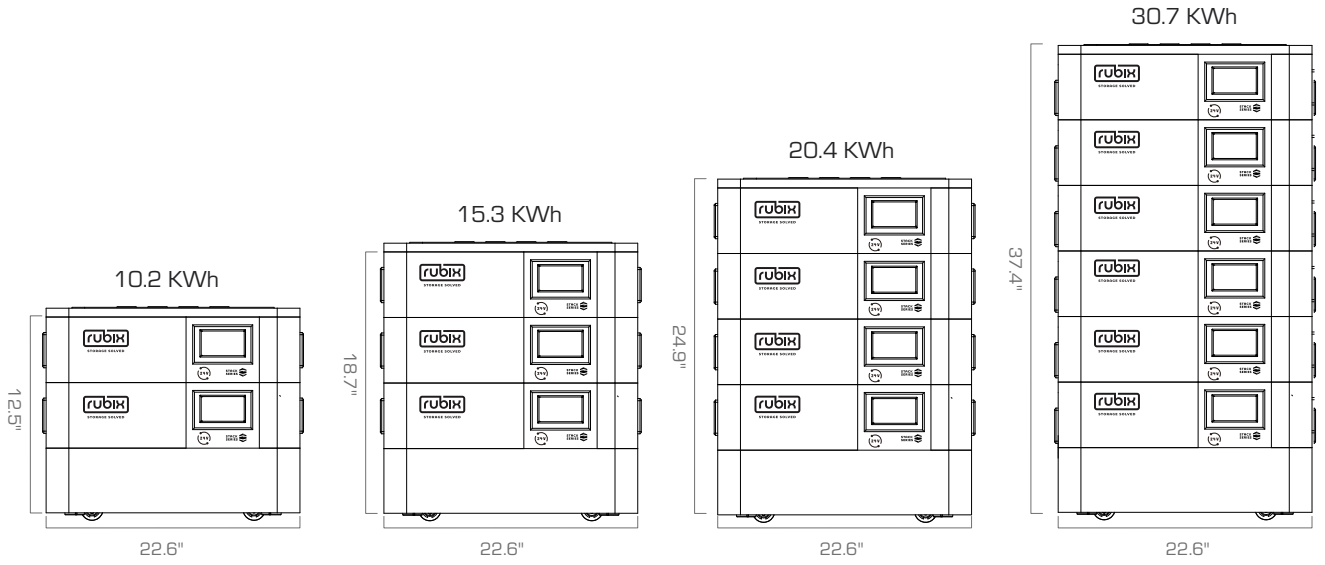
48V100Ah/24V200Ah  
(Internal View)



48V100Ah/24V200Ah  
(Lid sizes)



48V100Ah/24V200Ah  
(Base sizes)



24V Battery



48V Battery



Individual Battery Modules